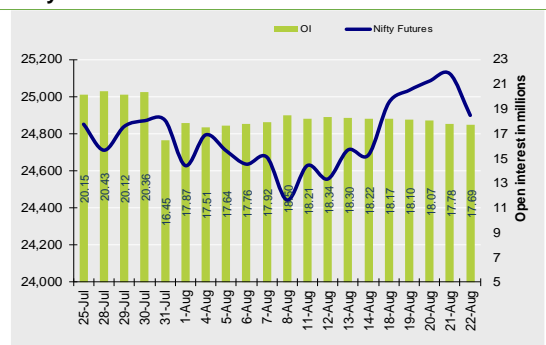


## Nifty Snapshot

	Close	Prv Cl.	Ab chg	% chg
Spot	24,870.10	25,083.75	-213.65	-0.85
Futures	24,898.20	25,122.50	-224.30	-0.89
OI(ml shr)	17.69	17.78	-0.09	-0.49
Vol (lots)	95549	71689	23860	33.28
COC	28.10	38.75	-10.65	-27.5
PCR-OI	0.73	1.09	-0.37	-33.5

## Nifty Futures Price v/s OI



## Institutional Activity in previous trading session

(in Rs cr.)	Buy	Sell	Net
Index Futures	4005.69	4663.41	-657.72
Index Options	635309.78	637250.19	-1940.41
Stock Futures	131041.12	132811.00	-1769.88
Stock Options	29894.49	29699.67	194.82
FII Cash	10,179.18	11,801.70	-1,622.52
DII Cash	10,106.92	10,436.17	-329.25

## Net FII Activity (in Rs cr.)

Date	Idx Fut	Stk Fut	Idx Opt	Cash
22-Aug	-657.7	-1769.9	-1940.4	-1623
21-Aug	970.2	-984.4	2083.6	1247
20-Aug	-323.3	-1067.6	-14565.3	-1100
19-Aug	-35.1	2394.4	4404.2	-634
18-Aug	2191.4	4077.1	317.4	551
14-Aug	-17.8	-1380.0	-1212.2	-1927

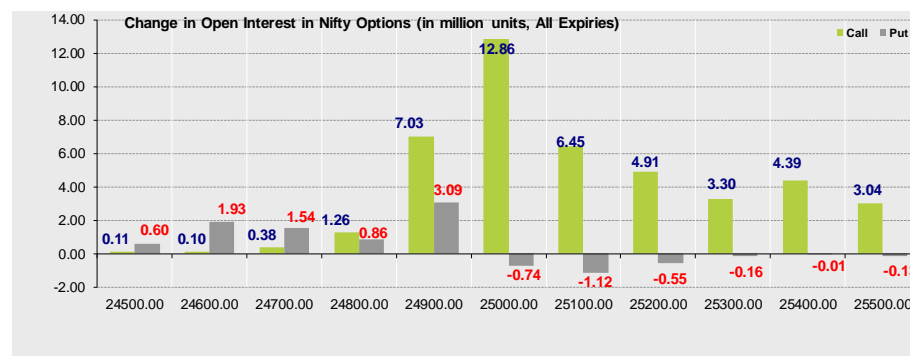
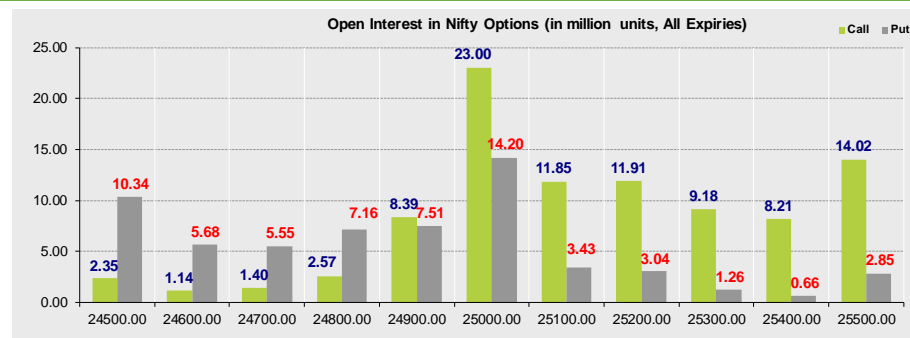
## Technical Pivot (Intraday):

	S2	S1	PIVOT	R1	R2
NIFTY	24750	24825	24960	25035	25175
BANKNIFTY	54840	55055	55440	55655	56035

## Summary

- Indian markets closed on a negative note where selling was mainly seen in Metals, Oil & Gas & IT Sectors. Nifty Aug Futures closed at 24898.20 (down 224.30 points) at a premium of 28.10 pts to spot.
- FII's were net sellers in Cash to the tune of 1622.52 Cr and were net sellers in index futures to the tune of 657.72 Cr.
- India VIX increased by 3.12% to close at 11.73 touching an intraday high of 11.79.

## Open Interest in Nifty Options:



- The above second chart shows previous trading day's change in Nifty options where Addition in OI were seen in 25200, 25100, 25000, 24900 strike Calls and at 24600, 24700, 24800, 24900 strike Puts indicating market is likely to remain range bound in the near term.
- Highest OI build-up is seen at 25000 strike Calls and 25000 strike Puts, to the tune of 23.00mn and 14.20mn respectively.

## Outlook on Nifty:

**Index is likely to open on a positive note today and is likely to remain range bound during the day.**

(Price is in Rs; OI is in million units; Price chg and OI chg are in percentage) **NB RESEARCH**

## Fresh Longs seen in:

Scrip	Price	Price chg	OI	OI Chg
KAYNES	6215.5	0.9	1.0	13.3
TVSMOTOR	3264.6	0.3	10.7	11.5
MANKIND	2608.4	0.1	2.1	11.0

## Short Covering seen in:

Scrip	Price	Price chg	OI	OI Chg
ABFRL	81.2	7.4	29.3	-25.0
NUVAMA	6959.0	1.0	0.2	-14.2
CESC	167.1	1.4	8.8	-14.2

## Fresh Shorts seen in:

Scrip	Price	Price chg	OI	OI Chg
BANKNIFTY	55270.6	-1.1	3.2	9.3
DABUR	517.0	-0.3	23.0	7.1
BHARATFORG	1123.9	-2.7	13.7	6.6

## Long Unwinding seen in:

Scrip	Price	Price chg	OI	OI Chg
IRB	43.8	-1.9	57.1	-13.0
HEROMOTOCO	5011.5	-1.8	6.5	-10.9
KALYANKJIL	510.6	-0.2	30.0	-7.6

**NIFTY50 Options OI (CE OI = Resistance) (PE OI = Support)**

Symbol	Highest CE OI	Highest PE OI	CMP
ADANIENT	2600	2700	2324
ADANIPTS	1400	1300	1340
APOLLOHOSP	8000	7500	7919
ASIANPAINT	2600	2400	2509
AXISBANK	1100	1060	1073
BAJAJ-AUTO	9000	8000	8676
BAJFINANCE	900	900	894
BAJAJFINSV	2000	1900	1969
BEL	390	370	375
BHARTIARTL	2000	1900	1933
CIPLA	1600	1500	1596
COALINDIA	400	450	375
DRREDDY	1300	1240	1275
EICHERMOT	6000	5600	5933
ETERNAL	320	300	319
GRASIM	2900	2740	2811
HCLTECH	1500	1500	1468
HDFCBANK	2000	2000	1968
HDFCLIFE	810	770	790
HEROMOTOCO	4600	4600	5012
HINDALCO	710	660	703
HINDUNILVR	2600	2600	2628
ICICIBANK	1500	1400	1437
ITC	420	410	399
INDUSINDBK	800	800	762

**NIFTY50 Options OI (CE OI = Resistance) ( PE OI = Support)**

Symbol	Highest CE OI	Highest PE OI	CMP
INFY	1500	1400	1492
JSWSTEEL	1080	1020	1056
JIOFIN	330	320	321
KOTAKBANK	2200	2000	1985
LT	3700	3600	3594
M&M	3400	3100	3400
MARUTI	14200	14000	14336
NTPC	340	340	337
NESTLEIND	1150	1050	1161
ONGC	235	235	237
POWERGRID	300	280	284
RELIANCE	1500	1400	1412
SBILIFE	1900	1800	1862
SHRIRAMFIN	700	620	615
SBIN	830	800	818
SUNPHARMA	1740	1500	1642
TCS	3200	3000	3053
TATACONSUM	1100	1060	1084
TATAMOTORS	700	660	681
TATASTEEL	165	155	159
TECHM	1600	1500	1508
TITAN	3600	3500	3621
TRENT	5500	5000	5429
ULTRACEMCO	12900	12800	12610
WIPRO	260	240	249

OI against MWPL				
Symbol	MWPL	Open Interest	Limit for next day	% OI
TITAGARH	16037381	15728150	Ban	98%
RBLBANK	121801958	112883950	Ban	93%
PNBHOUSING	37416542	33341100	2204614	89%
LICHSGFIN	60244101	51012000	6219895	85%
KALYANKJIL	76736012	64348875	8550336	84%
PGEL	31863579	25937800	Ban	81%
HFCL	197306132	152265150	35175675	77%
SAIL	289148547	215748800	58942319	75%
NMDC	689383367	502578000	152336198	73%
PNB	687763516	474376000	178999340	69%
PATANJALI	22595616	15281400	6184435	68%
INDUSINDBK	125074379	83738900	35081760	67%
LTF	169036274	111599082	48985378	66%
CDSL	35530000	23197575	10555925	65%
BANDHANBNK	190337283	123652800	57167618	65%
EXIDEIND	91809066	59581800	27636812	65%
ANGELONE	12863513	8340500	3879837	65%
BIOCON	121308233	77617500	37625321	64%
IEX	177860058	112331250	56635805	63%
NATIONALUM	178967755	110778750	59240617	62%
HAL	37934515	23460300	12577489	62%
BSE	64513850	39808875	21479282	62%
ABFRL	121604705	74770800	40753669	61%
ADANIENT	60081955	36736200	20341657	61%
HUDCO	100095000	60051000	35039250	60%
BDL	18382289	10785125	6678049	59%
ASTRAL	24660712	14339075	9088601	58%
HEROMOTOCO	26105505	15169650	9630579	58%
CANBK	672420574	390467250	248332295	58%
MCX	10180563	5875875	3795659	58%
RECLTD	249446067	142444275	94529488	57%
ABB	10595418	6029250	4036397	57%
ABCAPITAL	163088564	92652800	62281335	57%

[illegible]

**Derivative Recommendations:**

Stock Name	Call (Buy/Sell)	Entry price	Targets	Stop Loss	Duration	Status
HINDALCO 700 CE	Buy	12	20	8	1-2 Days	Open

**FROM THE EQUITY DERIVATIVE DESK:**

**NIRAV HARISH CHHEDA**

AVP - DERIVATIVES AND TECHNICAL RESEARCH

E-Mail: [nirav.chheda@nirmalbang.com](mailto:nirav.chheda@nirmalbang.com)

Tel no: 6273-8199/8000

**AMIT BHUPTANI**

SNR.DERIVATIVES AND TECHNICAL RESEARCH ANALYST

E-Mail: [amit.bhuptani@nirmalbang.com](mailto:amit.bhuptani@nirmalbang.com)

Tel no: 6273-8242/8000

**DISCLOSURES**

Research Reports that are published by Nirmal Bang Securities Private Limited (hereinafter referred to as "NBSPL") are for private circulation only. NBSPL is a registered Research Analyst under SEBI (Research Analyst) Regulations, 2014 having Registration no. INH000001766. NBSPL is also a registered Stock Broker with National Stock Exchange of India Limited, BSE Limited, Metropolitan Stock Exchange of India Limited, Multi Commodity Exchange of India Limited, National Commodity and Derivative Exchange Limited and Indian Commodity Exchange Limited in cash and Equity and Commodities derivatives segments.

NBSPL has other business divisions with independent research teams separated by Chinese walls, and therefore may, at times, have different or contrary views on stocks and markets.

NBSPL or its associates have not been debarred / suspended by SEBI or any other regulatory authority for accessing / dealing in securities Market. NBSPL, its associates or analyst or his relatives do not hold any financial interest (Except Investment) in the subject company. NBSPL or its associates or Analyst do not have any conflict or material conflict of interest at the time of publication of the research report with the subject company. NBSPL or its associates or Analyst or his relatives may or may not hold beneficial ownership of 1% or more in the subject company at the end of the month immediately preceding the date of publication of this research report.

NBSPL or its associates / analyst has not received any compensation / managed or co-managed public offering of securities of the company covered by Analyst during the past twelve months. NBSPL or its associates have not received any compensation or other benefits from the company covered by Analyst or third party in connection with the research report. Analyst has not served as an officer, director or employee of Subject Company. NBSPL / analyst has not been engaged in market making activity of the subject company.

Analyst Certification: The research analysts and authors of these reports, hereby certify that the views expressed in this research report accurately reflects my/our personal views about the subject securities, issuers, products, sectors or industries. It is also certified that no part of the compensation of the analyst(s) was, is, or will be directly or indirectly related to the inclusion of specific recommendations or views in this research. The analyst(s) principally responsible for the preparation of this research report and has taken reasonable care to achieve and maintain independence and objectivity in making any recommendations.

**DISCLAIMER**

This report is for the personal information of the authorized recipient and does not construe to be any investment, legal or taxation advice to you. NBSPL is not soliciting any action based upon it. Nothing in this research shall be construed as a solicitation to buy or sell any security or product, or to engage in or refrain from engaging in any such transaction. In preparing this research, we did not take into account the investment objectives, financial situation and particular needs of the reader.

This research has been prepared for the general use of the clients of NBSPL and must not be copied, either in whole or in part, or distributed or redistributed to any other person in any form. If you are not the intended recipient you must not use or disclose the information in this research in any way. Though disseminated to all the customers simultaneously, not all customers may receive this report at the same time. NBSPL will not treat recipients as customers by virtue of their receiving this report. This report is not directed or intended for distribution to or use by any person or entity resident in a state, country or any jurisdiction, where such distribution, publication, availability or use would be contrary to law, regulation or which would subject NBSPL & its group companies to registration or licensing requirements within such jurisdictions.

The report is based on the information obtained from sources believed to be reliable, but we do not make any representation or warranty that it is accurate, complete or up-to-date and it should not be relied upon as such. We accept no obligation to correct or update the information or opinions in it. NBSPL or any of its affiliates or employees shall not be in any way responsible for any loss or damage that may arise to any person from any inadvertent error in the information contained in this report. NBSPL or any of its affiliates or employees do not provide, at any time, any express or implied warranty of any kind, regarding any matter pertaining to this report, including without limitation the implied warranties of merchantability, fitness for a particular purpose, and non-infringement. The recipients of this report should rely on their own investigations.

This information is subject to change without any prior notice. NBSPL reserves its absolute discretion and right to make or refrain from making modifications and alterations to this statement from time to time. Nevertheless, NBSPL is committed to providing independent and transparent recommendations to its clients, and would be happy to provide information in response to specific client queries.

Before making an investment decision on the basis of this research, the reader needs to consider, with or without the assistance of an adviser, whether the advice is appropriate in light of their particular investment needs, objectives and financial circumstances. There are risks involved in securities trading. The price of securities can and does fluctuate, and an individual security may even become valueless. International investors are reminded of the additional risks inherent in international investments, such as currency fluctuations and international stock market or economic conditions, which may adversely affect the value of the investment. Opinions expressed are subject to change without any notice. Neither the company nor the director or the employees of NBSPL accept any liability whatsoever for any direct, indirect, consequential or other loss arising from any use of this research and/or further communication in relation to this research. Here it may be noted that neither NBSPL, nor its directors, employees, agents or representatives shall be liable for any damages whether direct or indirect, incidental, special or consequential including lost revenue or lost profit that may arise from or in connection with the use of the information contained in this report.

Copyright of this document vests exclusively with NBSPL. Our reports are also available on our website [www.nirmalbang.com](http://www.nirmalbang.com)